

# uPVC SPIRALLY WOUND PIPE

**FOR INFRASTRUCTURE,  
SEWERAGE / STROM / DRAINAGE SYSTEM  
SIZE FROM 150MM TO 4000MM DIA  
REPLACEMENT OF RCC PIPE**



**NO BODY CAN DELIVER LIKE NPPL**

**PRODUCTION FACILITIES AVAILABLE AT SITE**

**NOVAPLAST PAKISTAN (PVT) LTD.**

## SWI uPVC SPIRAL PIPING TECHNOLOGY

### PRODUCT IDENTITY

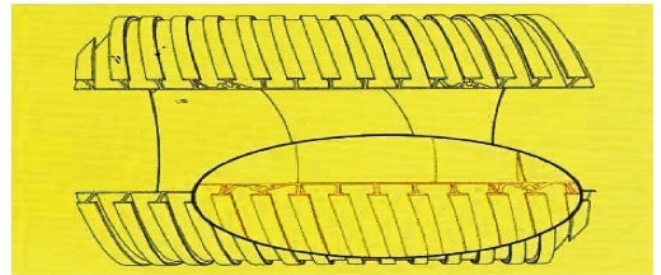
Product Name	SWI SPIRALLY WOUND PIPE
Raw Material	PVC RESIN
Product Color	OFF WHITE
Product on Standard	TS 12132, PS 5406/2021 R

### PRODUCT SPECIFICATIONS

Production Range	Ø150MM Ø4000MM
Pressure Class	Non Gravitational Flow
Pipe Length	Customized length can also be produced by Mobile (On-site) Manufacturing Method.

SWI uPVC Spiral piping technology for non-pressure gravitational Flow for infrastructure applications. uPVC Spirally Wound Pipes are obtained by forming pipes with the patented winding technology of specially formulated T-Ribbed strips which are produced from extrusion process in required diameter/sizes and strength. These strips are rolled to special drums in order to provide ease of storage, transportation and enable on-site production. Thanks to this unique technology, pipes can be produced in factory and on-site as well, by transporting spirally winding unit and strips with "T" shaped grooves available in 5 different types and dimensions for wide range of pipe production.

Spirally winding extruded T-necked strips can produced lighter and more economical but higher strength than that of similar product which can be use in almost every project in accordance with project criteria.



### PRODUCT DIMENSIONS

SWI uPVC Spiral pipes are mentioned with their exterior diameters in accordance with TS-12132 and PS-5406-2021R along with the T Type Profile Diameter, interior Diameter, Wall thickness and T thickness in the table.

Profile type of the pipe produced (mm)	Pipe External diameter (outer diameter) (mm)	Pipe inner diameter (mm)	T thickness (mm)	Profile type of the pipe produced (mm)	Pipe External diameter (outer diameter) (mm)	Pipe inner diameter (mm)	T thickness (mm)
84 TR	150	136	7	168 TR	1700	1664	18
84 TR	200	186	7	168 TR	1800	1764	18
84 TR	250	236	7	168 TR	1900	1864	18
98 TR	300	282	9	168 TR	2000	1964	18
98 TR	350	332	9	168 TR	2100	2064	18
98 TR	400	382	9	168 TR	2200	2164	18
112 TR	450	424	13	168 TR	2300	2264	18
112 TR	500	474	13	168 TR	2400	2364	18
168 TR	550	514	18	168 TR	2500	2464	18
168 TR	600	564	18	168 TR	2600	2564	18
168 TR	650	614	18	196 TR	2700	2640	30
168 TR	700	564	18	196 TR	2800	2740	30
168 TR	750	714	18	196 TR	2900	2840	30
168 TR	800	764	18	196 TR	3000	2940	30
168 TR	850	814	18	196 TR	3100	3040	30
168 TR	900	864	18	196 TR	3200	3140	30
168 TR	950	914	18	196 TR	3300	3240	30
168 TR	1000	964	18	196 TR	3400	3340	30
168 TR	1100	1064	18	196 TR	3500	3440	30
168 TR	1200	1164	18	196 TR	3600	3540	30
168 TR	1300	1264	18	196 TR	3700	3640	30
168 TR	1400	1364	18	196 TR	3800	3740	30
168 TR	1500	1464	18	196 TR	3900	3840	30
168 TR	1600	1564	18	196 TR	4000	3940	30




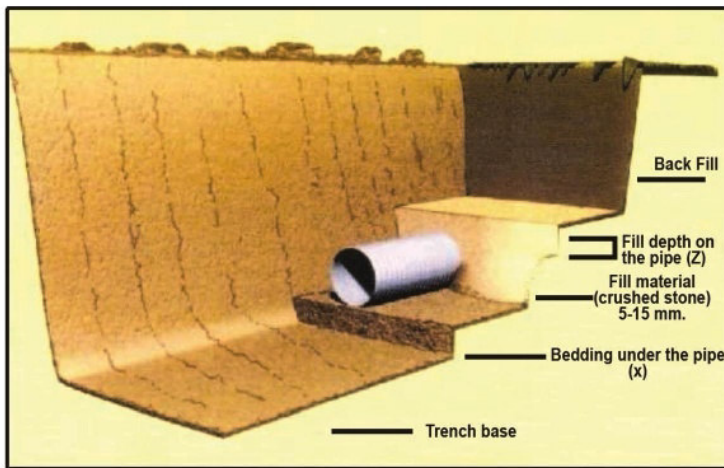
## SW uPVC SPIRAL PIPE INSTALLATION METHODS

### TRENCH DESIGN AND CONDITIONS

The depth limits of trench that the SW uPVC Spiral pipe will be buried into depends on three main factors:

- Soil condition (type, density, humidity, etc.)
- The loads that the pipe is supposed to bear.
- Diameter of the pipe.


Depending on the burying method of the pipe, four trench types are extensively used. These are positive projection trenches, negative projection trenches, Large trenches and narrow trenches. SW uPVC spiral pipe are designed for laying in narrow trenches. For other applications, Novaplast Pakistan Engineers shall be consulted.



In this trench type, the loads that are going to be applied on the pipe are defined as the weight of the mass fill on the pipe minus shear forces occurring on the trench walls, When trench is widened towards up, these shear forces cause less frictional resistance on the upper parts of the the trench than that of the bottom parts, For this reason, in order to increase these frictional forces that lower the load on the pipe, the trench shall be excavated as narrow as possible

1000 mm DIA MANHOLE TYPE ON 300 mm SW uPVC spiral pipe line

## SW uPVC SPIRAL PIPE INSTALLATION METHODS



manhole with concrete conical






## uPVC SPIRAL PIPE PROJECTS



**GWADAR**



**KARACHI**



**LAHORE**



**HYDERABAD**



**MULTAN**



### **NOVAPLAST PAKISTAN (PVT.) LTD.** CORPORATE HEAD OFFICE

Head Office No.9, Ground Floor, Annum Estate, Shahrah-e-Faisal, Karachi-Pakistan.  
Ph # 92 21 34540510, 34321723-4 Email: info@nagroup.co; pool@cyber.net.pk Website: www.nagroup.co;  
Facebook: <https://www.facebook.com/NA-GROUP-Of-companies-107362500949068/>



NO BODY CAN DELIVER LIKE NPPL